

# REFERRAL PATHWAY FOR TALIPES

## RISK FACTORS

Family history  
Multiple pregnancy  
Oligohydramnios  
Neuromuscular problems

## POSITIONAL TALIPES EQUINOVARUS

Foot can be manipulated back to normal  
midline position



Parental reassurance  
Positional talipes equinovarus  
information leaflet (on Staffnet)  
No hip referral needed

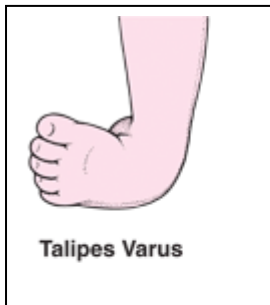
## CALCANEVALGUS DEFORMITY

Foot can be manipulated back to normal  
position

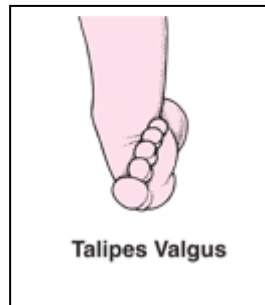


Parental reassurance  
talipes calcaneo valgus  
information leaflet (on Staffnet)  
  
Needs 6/52 hip referral

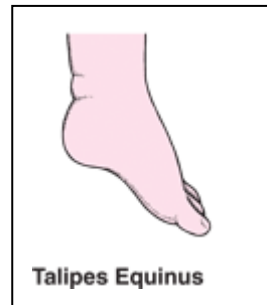
## FIXED TALIPES



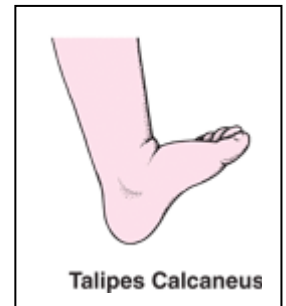
Talipes Varus



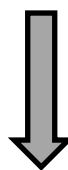
Talipes Valgus



Talipes Equinus



Talipes Calcaneus



Registrar review  
eDOCS referral to clubfoot clinic  
Book into the next paediatric orthopaedic talipes clinic  
6 week Hip referral

If you are unsure about the severity of the deformity, please discuss with paediatric physio and refer if in doubt